

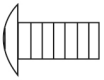
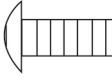
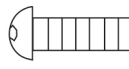
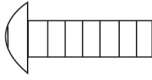
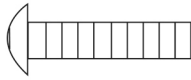


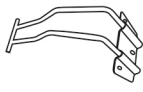


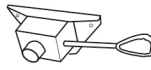




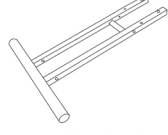
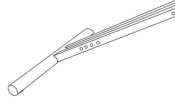







# ASSEMBLY INSTRUCTIONS

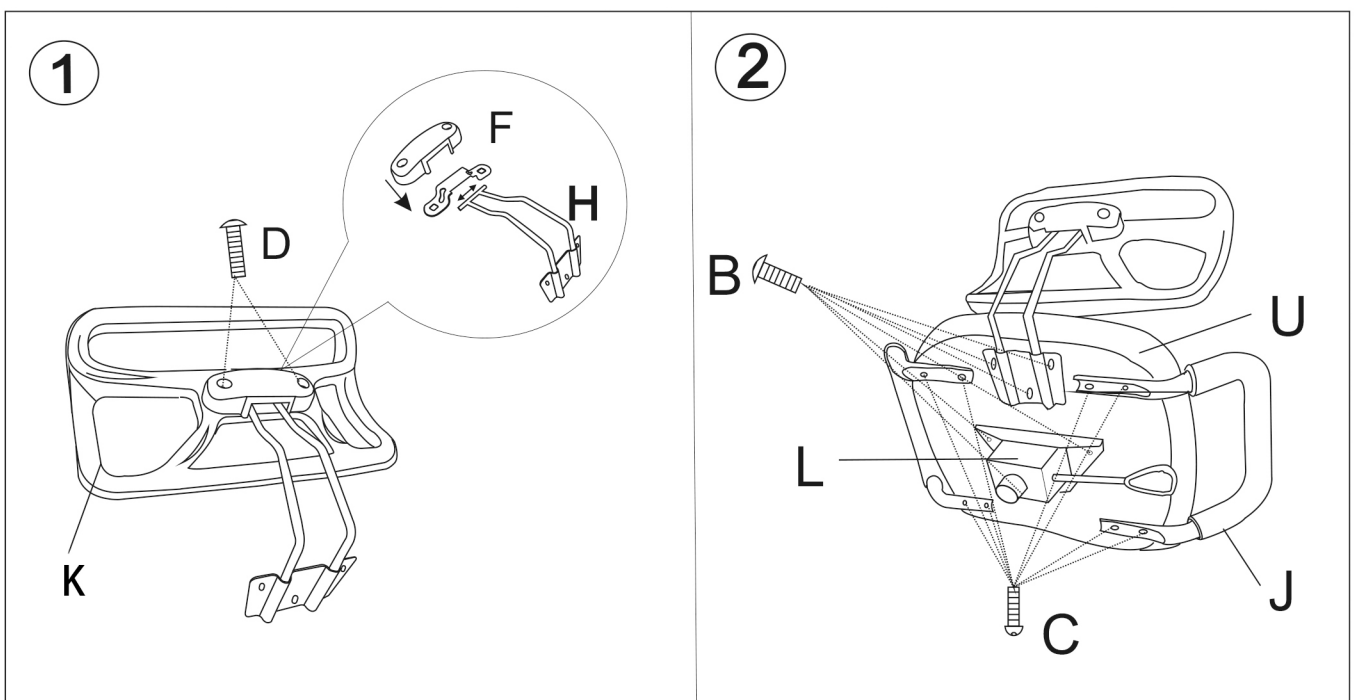
Instrukcja montażu – klękosiad O' Kneel

Assembly instructions – kneeling chair O' Kneel

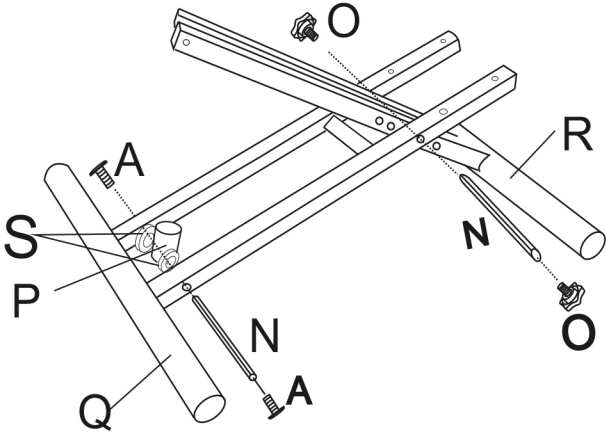
Montageanleitung – Kniestuhl O' Kneel

Instruction de montage – Siège assis-genoux O' Kneel

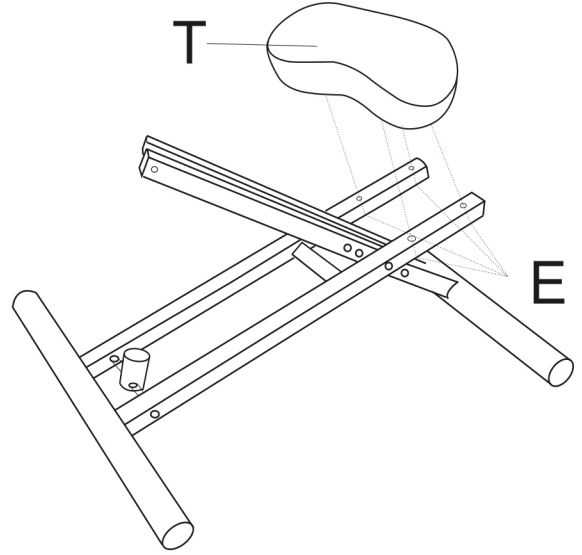
|   |   |   |   |   |   |
|---|---|---|---|---|---|
| 6*12mm<br><br><b>A*4</b> | 6*20mm<br><br><b>B*6</b> | 6*20mm<br><br><b>C*8</b> | 6*25mm<br><br><b>D*2</b> | 6*40mm<br><br><b>E*4</b> | <br><b>F*1</b>   |
| <br><b>G*1</b>           | <br><b>H*1</b>           | <br><b>J*2</b>           | <br><b>K*1</b>          | <br><b>L*1</b>           | <br><b>M*1</b>   |
| <br><b>N*2</b>         | <br><b>O*2</b>          | <br><b>P*1</b>          | <br><b>Q*1</b>          | <br><b>R*1</b>          | <br><b>S*2</b>  |
| <br><b>T*1</b>         | <br><b>U*1</b>         | <br><b>V*2</b>         | <br><b>W*2</b>         | <br><b>X*1</b>         | <br><b>Y*1</b> |



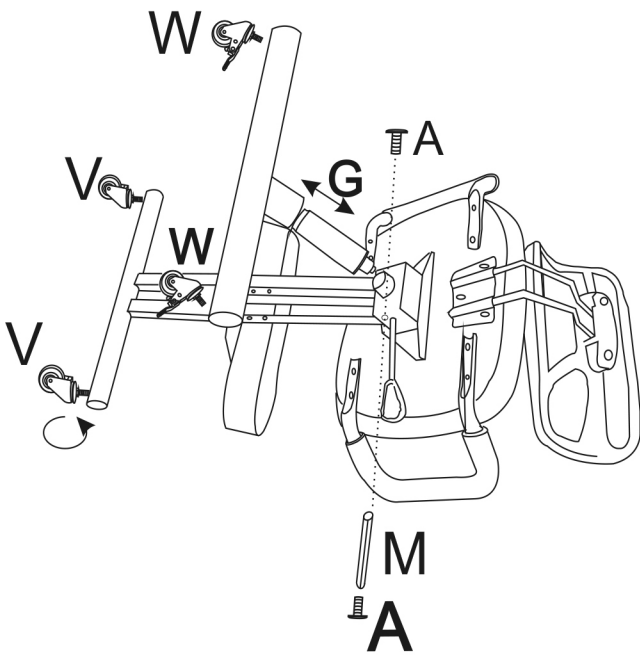
3



4



5



6

